

# Helping your child with their reading and writing



*KS1 Workshop*

# What will the meeting cover?

- ▶ What reading looks like in KS1 at Deansfield
- ▶ How to help your child at home with reading
- ▶ Assessment of reading
- ▶ Strategies for learning spellings
- ▶ How to support your child at home with writing

# How do we promote a love of reading at Deansfield?

- ▶ Engaging class book corners
- ▶ Book Weeks/Author visits
- ▶ Class text 'Protected reading time'
- ▶ Text led approach in Literacy
- ▶ DEAR
- ▶ Using texts in a cross curricular way
- ▶ Fluency in Little Wandle



CP

## How we teach reading in KS1?

- ▶ In Year 1 daily phonics sessions – building their phonetic code.
- ▶ In Year 1 and Year 2 (Autumn term) - 3 x Little Wandle reading practise sessions (decoding, prosody, comprehension)
- ▶ From Spring Year 2 move to whole class reading using VIPERS to look at comprehension.
- ▶ Reading across the curriculum

- ▶ 1:1 with an adult
- ▶ Text led Literacy lessons
- ▶ Reading logs

LB

# Fluency, Precision, Pace and Stamina

These are 3 of the key skills that children need to develop as they move through KS1

- ▶ **Fluency**- they need to be able to read fluently and confidently, reading with 95% accuracy

- ▶ **Prosody**- the ability to read with intonation and meaning

## Reading Vipers

Vocabulary  
Infer  
Predict  
Explain  
Retrieve  
Sequence or Summarise



LB

able to answer  
questions on this

► **Comprehension-**

understanding what  
they have read and be

# Assessment of reading


*Year 1 Phonics Screening check*

2022 national curriculum assessments

## Key stage 1

### Phonics screening check

Pupils' materials



- In Summer term of Year 1 children will undertake a standardised test of 40 words ( 20 real and 20 alien)
- The words are based on the children's phonic knowledge.
- This test is done 1:1 with the teacher.
- If a child does not pass, they will retake the test in Year 2.

LB

**How can you  
help your child at home?**

- ▶ Even though your child may now be a fluent reader, it is still important to hear them read aloud as much as possible. They should be reading every day.
- ▶ By continuing to actively share your child's reading you are giving it status and importance as well as continuing to develop enjoyment and you are also increasing their understanding of more challenging texts.
- ▶ It is a good idea to share reading aloud as you can model pace, expression and fluency for your child.





CP

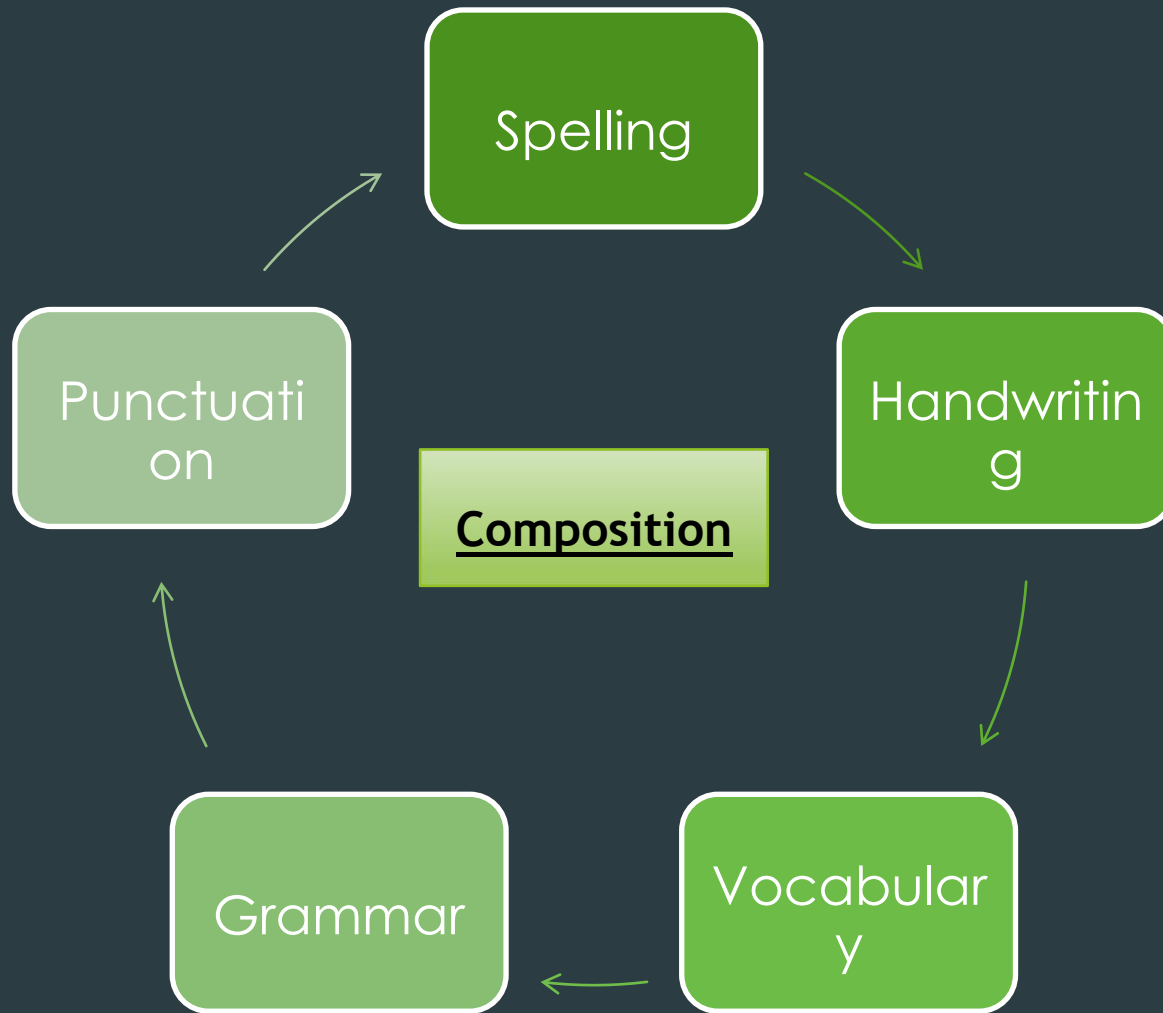
## How can you help your child at home?

- ▶ Listen to your child read as often as you can.
- ▶ Find a quiet place to share books where you can be comfortable
- ▶ Encourage your child to read a range of texts such as comics, newspapers, non-fiction, plays and poetry etc
- ▶ Talk about the book and the storyline.
- ▶ Ask questions which encourage your child to give opinions about the text.
- ▶ Play word games to engage with new vocabulary.
- ▶ Encourage your child to read a series of books from a favourite author or books on topics of interests,

especially to keep reluctant readers interested in reading.

LB

# What are the components of teaching writing?



CP

# Spelling


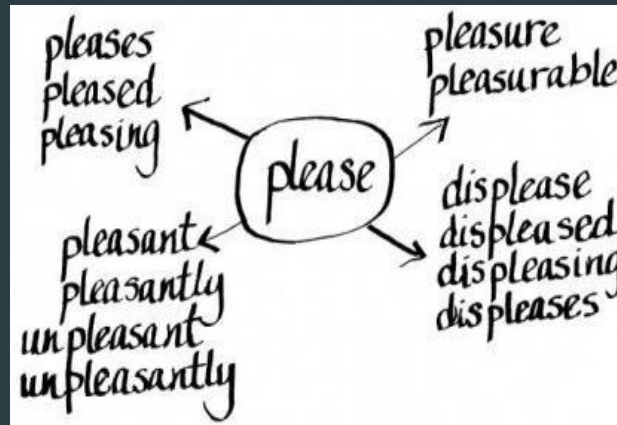

- ▶ The National Curriculum sets out clear guidance about the requirements for teaching spelling, punctuation and grammar for Year 1 and Year 2
- ▶ ***How is spelling taught in KS1?***
- ▶ Reception and Year 1 – Part of their Little Wandle lessons
- ▶ Year 2 – Little Wandle bridging to spelling: connects to phonics teaching

# Strategies for learning spellings

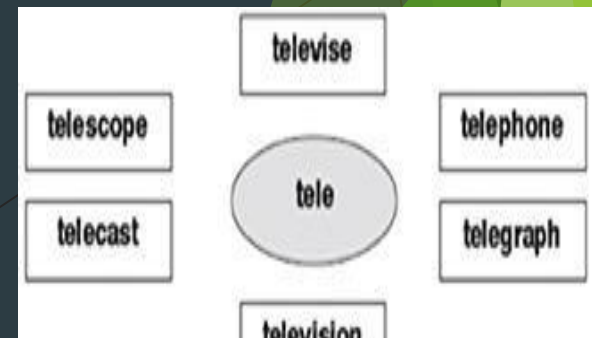

- ▶ Look, cover, write, check
- ▶ Underline the tricky bit or spelling pattern
- ▶ Find fun ways of writing the word e.g create a pyramid of the words or a rainbow (using different colours)
- ▶ Look for words within word (e.g conscience = con-science)
- ▶ Make up a rhyme (mnemonic)
- ▶ Practice writing them in sentences
- ▶ Spelling games e.g noughts and crosses but with spellings instead/hangman

Riddle: I am cute.  
I am young.  
I wear nappies.

Answer: baby.



•	Write your word in a sentence.
••	Draw a picture of your word.
•••	Write a synonym of your word.
••••	Write an antonym of your word.
•••••	Write the definition for your word.
••••••	Write your word three



CP

# Handwriting

The background features a dark blue-grey field on the left and a series of overlapping, semi-transparent green and yellow-green geometric shapes on the right, creating a modern, abstract design.



This is the letter formation used in our school.

A B C D E

F G H I J K

L M N O P

Q R S T U

V W X Y Z

This is the letter formation used in our school.

a b c d e

f g h i j k

l m n o p

q r s t u

v w x y z

# Happy Handwriting

- ▶ This teaches letters with exit strokes from the start but does not join the 'break' letters (this is different to before, which was continuously joined).
- ▶ Handwriting lessons use a spelling and proofreading focus to study aspects of handwriting which can be used across the curriculum.

**The four letter  
formation  
families are:**

Curly  
caterpillar c a d  
g o q e s f

Long ladder  
i l t u y j k

Robot family  
r n m h b p

Zig zag family  
v w x z

CP

This is taught from EYFS through to Year 6

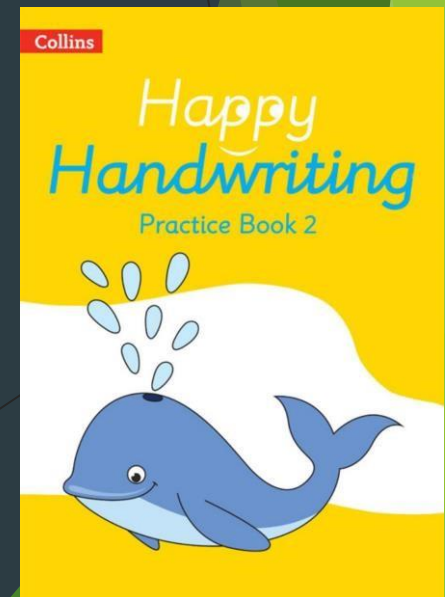
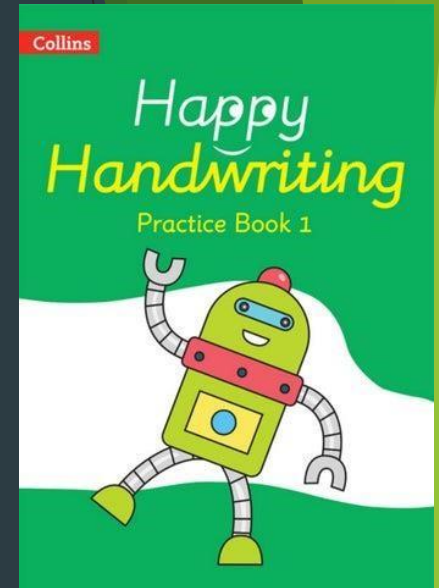
**Break letters:**

b s q f g y j p x

# Happy Handwriting

- ▶ Happy Handwriting introduces the **five main joins** between letters towards the end of Year 1, for those students who have mastered letter movements.
- ▶ All students learn letter joins in Year 2.

Trace the joins then practise them in your book.



LB

# Composition:

*Grammar, punctuation, vocabulary*

Telling stories about  
days, recounting the  
you have done very

Free write

Reminding children  
of punctuation  
needed when  
are doing  
homework or  
at home

Modelling  
vocabulary  
and grammar  
choices-  
picking it out  
of stories

CP

# Useful websites

- <https://www.thereaderteacher.com/bookmatch>
- <http://www.booktrust.org.uk/books/children/booklists/243/>
- <http://www.lovereadng4kids.co.uk>
- <http://www.topmarks.co.uk/english-games/7-11years/spelling-and-grammar>